

Month-wise Loading by Rail (Cement +Clinker)

(Statement prepared by CMA on the basis of Data obtained from official site of the
Railway Board www.indianrailways.gov.in)

(Mn.T)

Month	2013-14	2014-15	%age Change	2013-14 (Cumulative)	2014-15	%age Change
Apr	9.27	10.54	13.70	9.27	10.54	13.70
May	8.75	10.22	16.80	18.01	20.77	15.32
Jun	8.23	9.25	12.39	26.22	29.99	14.38
Jul	7.98	9.78	22.56	34.21	39.74	16.16
Aug	7.91	8.14	2.91	42.13	47.87	13.62
Sep	9.14	8.97	-1.86	51.26	56.86	10.92
Oct	8.76	8.24	-5.94	60.01	65.10	8.48
Nov	8.26	7.86	-4.84	68.29	72.94	6.81
Dec	9.29	9.08	-2.26	77.58	82.00	5.70
Jan	10.65	9.95	-6.57	88.21	91.90	4.18
Feb	9.66	8.89	-7.97	97.88	100.82	3.00
Mar	11.94	9.36	-21.61	109.80	110.17	0.34

Source - Railway Board Website

Railway Zone-wise Loading by Rail (Cement +Clinker)

(Statement prepared by CMA on the basis of Data obtained from official site of the
Railway Board www.indianrailways.gov.in)

	(Mn.T)					
Railway - Zone	2014 (Mar)	2015 (Mar)	%age Change	2013-2014 (Apr-Mar)	2014-2015 (Apr-Mar)	%age Change
Central Railway	0.72	0.70	-2.78	6.62	7.08	6.95
Eastern Railway	0.32	0.29	-9.38	2.48	3.10	25.00
East Central Railway	0.27	0.12	-55.56	2.61	1.76	-32.57
East Coast Railway	0.08	0.07	-12.50	1.00	0.89	-11.00
Northern Railway	0.26	0.18	-30.77	2.35	2.38	1.28
North Central Railway	0.24	0.27	12.50	2.32	3.07	32.33
North Eastern Railway	0.00	0.00	0.00	0.03	0.01	-66.67
Northeast Frontier Railway	0.08	0.09	12.50	0.33	0.64	93.94
North Western Railway	0.49	0.44	-10.20	6.75	6.20	-8.15
Southern Railway	0.45	0.11	-75.56	3.22	2.70	-16.15
South Central Railway	3.06	2.37	-22.55	28.62	28.35	-0.94
South Eastern Railway	0.90	0.83	-7.78	8.85	8.64	-2.37
South East Central Railway	1.67	1.43	-14.37	14.62	15.14	3.56
South Western Railway	0.06	0.03	-50.00	0.56	0.57	1.79
Western Railway	1.05	0.33	-68.57	7.98	6.90	-13.53
West Central Railway	2.29	2.10	-8.30	21.46	22.74	5.96
Grand Total	11.94	9.36	-21.61	109.80	110.17	0.34

Source - Railway Board Website

Railway Zone-wise Revenue Earnings from Cement

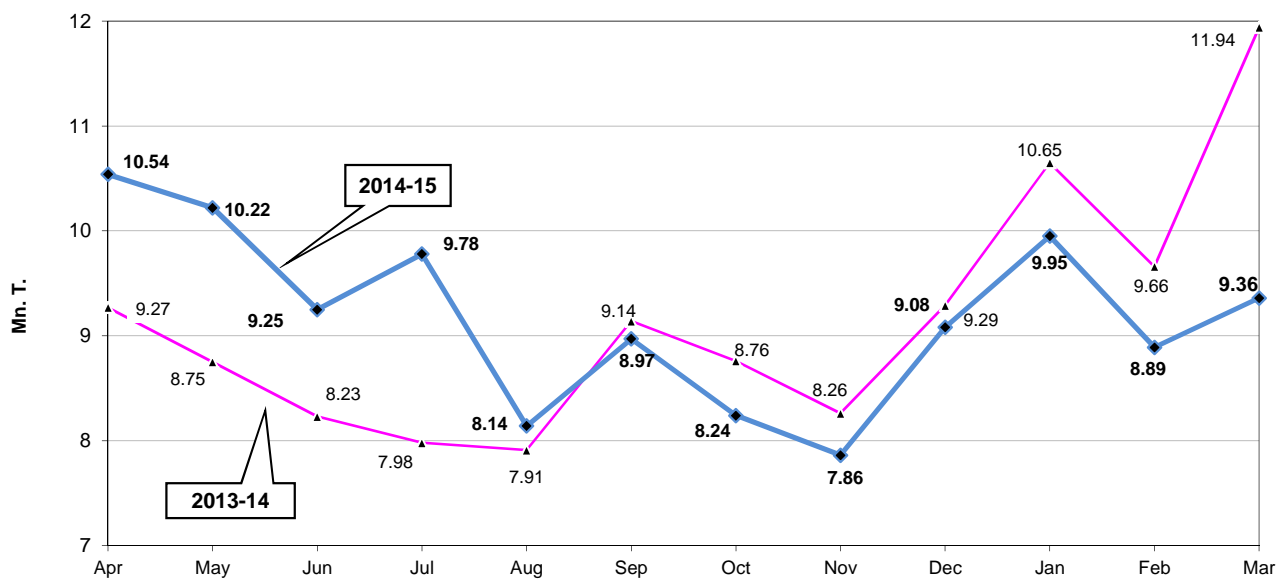
(Statement prepared by CMA on the basis of Data obtained from official site of the
Railway Board www.indianrailways.gov.in)

(Rs. In Crores)

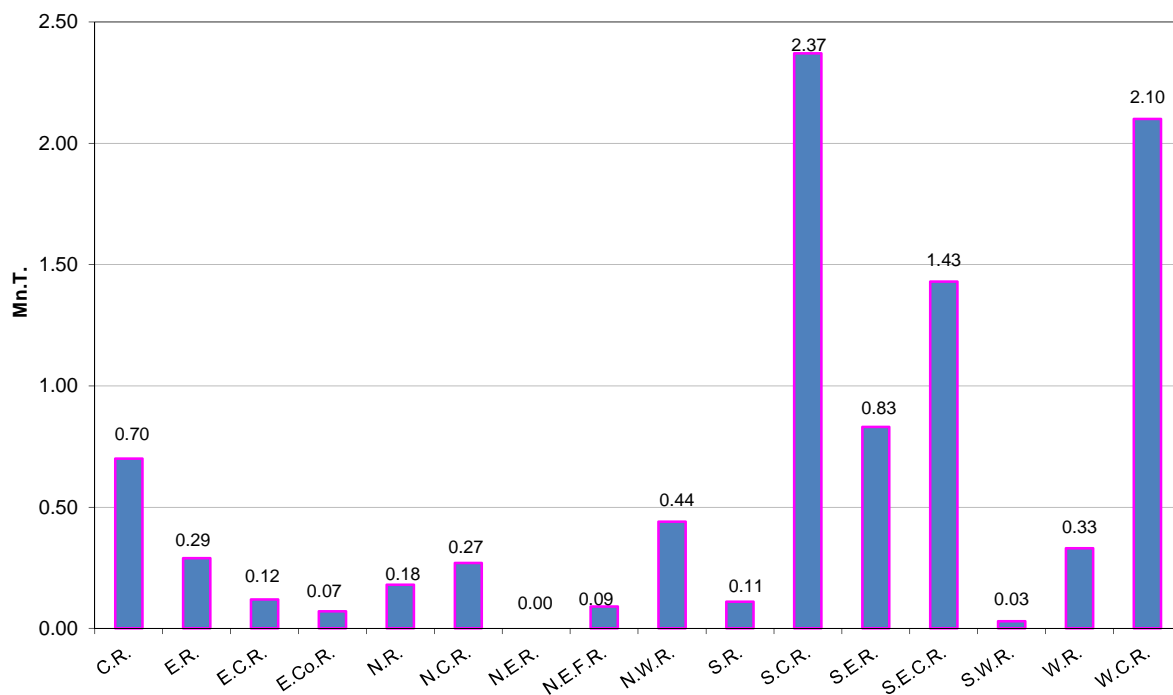
Railway - Zone	2014 (Mar)	2015 (Mar)	%age Change	2013-2014 (Apr-Mar)	2014-2015 (Apr-Mar)	%age Change
Central Railway	58.38	61.89	6.01	523.85	607.18	15.91
Eastern Railway	17.96	16.30	-9.24	137.22	177.00	28.99
East Central Railway	12.01	6.27	-47.79	112.19	71.61	-36.17
East Coast Railway	5.64	7.78	37.94	73.15	78.57	7.41
Northern Railway	14.69	10.32	-29.75	130.12	138.26	6.26
North Central Railway	13.85	15.90	14.80	125.97	170.56	35.40
North Eastern Railway	0.00	0.09	0.00	1.20	0.59	-50.83
Northeast Frontier Railway	7.95	9.64	21.26	25.39	66.96	163.73
North Western Railway	48.22	49.47	2.59	568.60	580.06	2.02
Southern Railway	25.26	7.28	-71.18	191.77	160.73	-16.19
South Central Railway	257.65	220.88	-14.27	2425.87	2472.79	1.93
South Eastern Railway	57.43	54.63	-4.88	541.17	564.10	4.24
South East Central Railway	152.99	139.64	-8.73	1379.04	1496.89	8.55
South Western Railway	4.77	2.82	-40.88	45.64	45.33	-0.68
Western Railway	84.89	32.60	-61.60	669.20	613.53	-8.32
West Central Railway	193.18	199.67	3.36	1714.94	1937.48	12.98
Grand Total	954.87	835.18	-12.53	8665.32	9181.64	5.96

Source - Railway Board Website

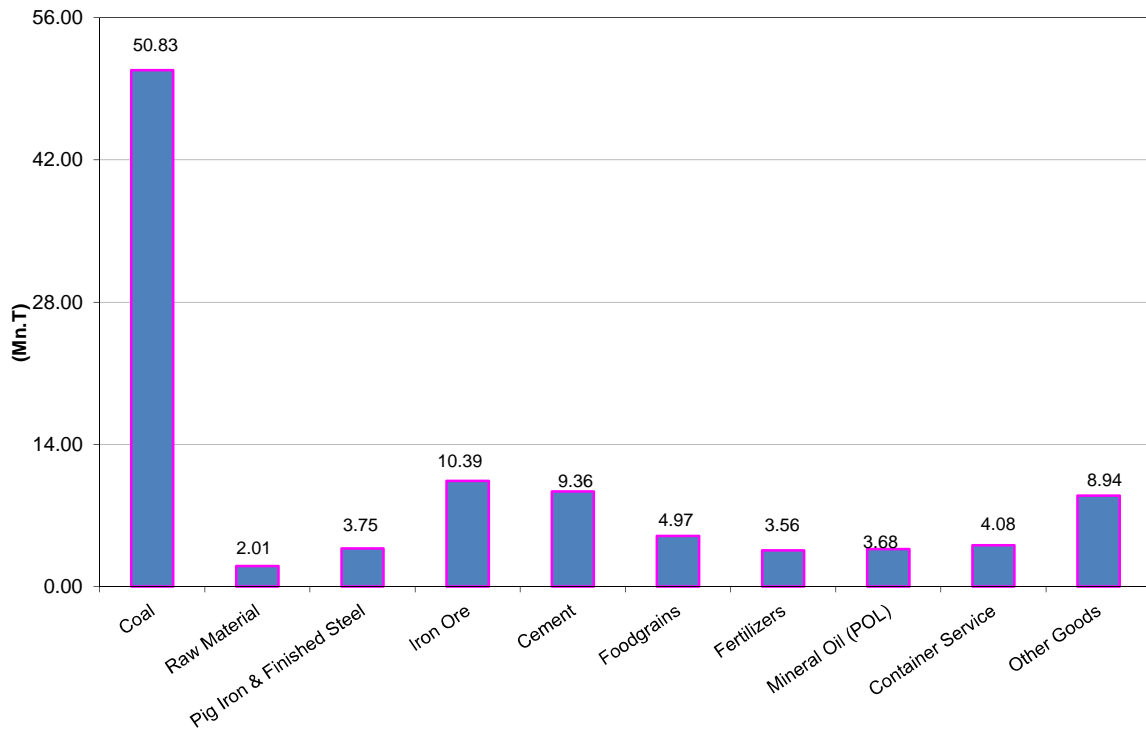
**Month-wise Loading by Rail (Cement & Clinker)
2013-14 & 2014-15**
(Graphs prepared by CMA on the basis of Data obtained from official site of the
Railway Board www.indianrailways.gov.in)



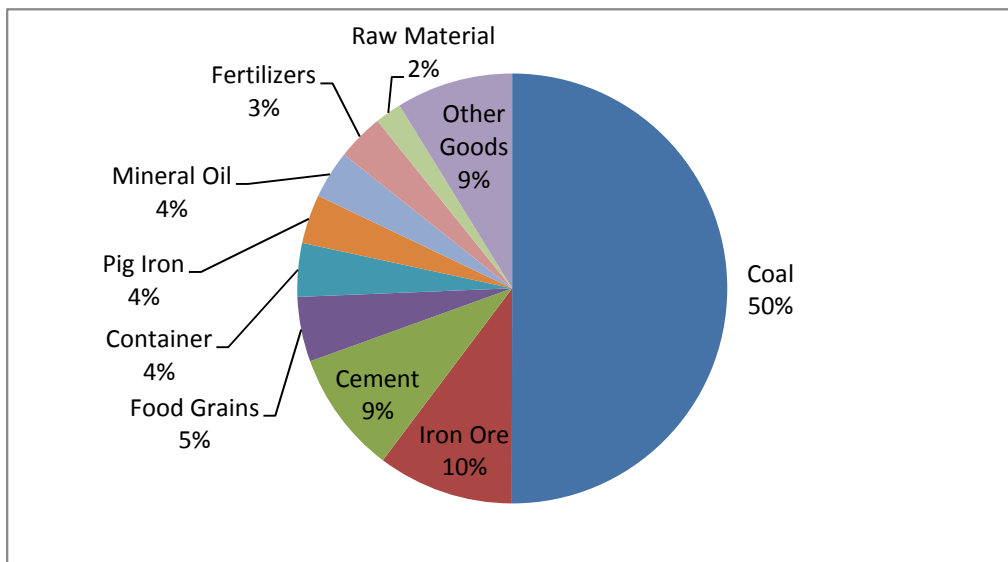
**Railway Zone-wise Loading by Rail (Cement + Clinker)
March 2015**



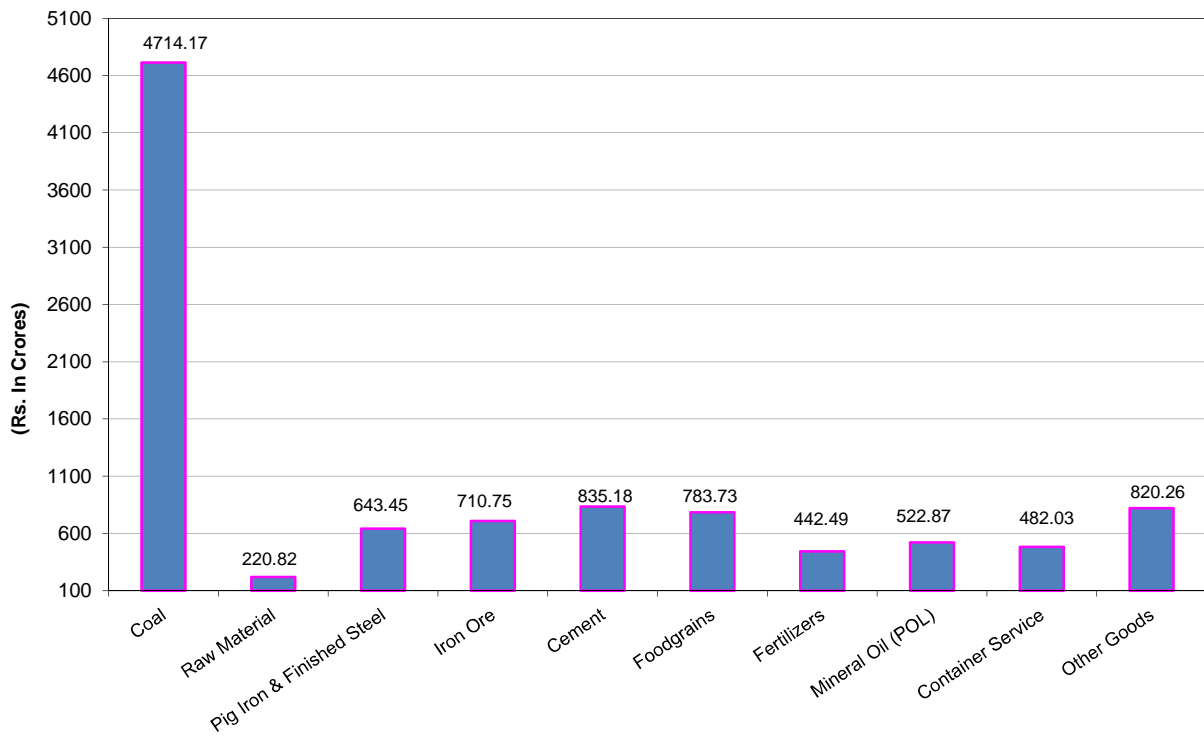
Commodity-wise Loading By Rail - March 2015
 (Graphs prepared by CMA on the basis of Data obtained from official site of the
 Railway Board www.indianrailways.gov.in)



%age share of Commodities in Loading by Rail - March 2015



Railway's Revenue Earnings - Commodity-wise - March 2015
 (Graphs prepared by CMA on the basis of Data obtained from official site of the
 Railway Board www.indianrailways.gov.in)



Railway's Revenue Earnings - %age share of Commodities - March 2015

