

Month-wise Loading by Rail (Cement +Clinker)

(Statement prepared by CMA on the basis of Data obtained from official site of the Railway Board www.indianrailways.gov.in)

(Mn.T)

Month	2014-15	2015-16	%age Change	2014-15 (Cumulative)	2015-16	%age Change
Apr	10.54	9.38	-11.01	10.54	9.38	-11.01
May	10.22	9.53	-6.75	20.77	18.91	-8.96
Jun	9.25	9.42	1.84	29.99	28.30	-5.64
Jul	9.78	8.91	-8.90	39.75	37.20	-6.42
Aug	8.15	8.19	0.49	47.87	45.39	-5.18
Sep	8.98	8.32	-7.35	56.87	53.69	-5.59
Oct	8.25	8.35	1.21	65.10	62.07	-4.65
Nov	7.86	7.34	-6.62	72.95	69.42	-4.84
Dec	9.08	8.70	-4.19	81.98	78.12	-4.71
Jan	9.95			91.90		
Feb	8.89			100.82		
Mar	9.36			110.17		

Source - Railway Board Website

Railway Zone-wise Loading by Rail (Cement +Clinker)

(Statement prepared by CMA on the basis of Data obtained from official site of the
Railway Board www.indianrailways.gov.in)

Railway - Zone	2014 (Dec)	2015 (Dec)	%age Change	2014-2015 (Apr - Dec)	2015-2016	%age Change
Central Railway	0.59	0.71	20.34	5.10	5.38	5.49
Eastern Railway	0.28	0.29	3.57	2.22	2.13	-4.05
East Central Railway	0.12	0.15	25.00	1.42	1.12	-21.13
East Coast Railway	0.07	0.08	14.29	0.68	0.61	-10.29
Northern Railway	0.20	0.21	5.00	1.78	1.74	-2.25
North Central Railway	0.27	0.29	7.41	2.26	2.45	8.41
North Eastern Railway	0.00	0.00	0.00	0.00	0.00	0.00
Northeast Frontier Railway	0.07	0.05	-28.57	0.39	0.48	23.08
North Western Railway	0.61	0.29	-52.46	4.48	3.79	-15.40
Southern Railway	0.13	0.07	-46.15	2.33	0.75	-67.81
South Central Railway	2.28	2.06	-9.65	21.11	19.14	-9.33
South Eastern Railway	0.78	0.87	11.54	6.44	6.36	-1.24
South East Central Railway	1.32	1.28	-3.03	11.24	11.28	0.36
South Western Railway	0.06	0.03	-50.00	0.42	0.48	14.29
Western Railway	0.47	0.74	57.45	5.36	5.61	4.66
West Central Railway	1.83	1.58	-13.66	16.75	16.80	0.30
Grand Total	9.08	8.70	-4.19	81.98	78.12	-4.71

Source - Railway Board Website

Railway Zone-wise Revenue Earnings from (Cement + Clinker)

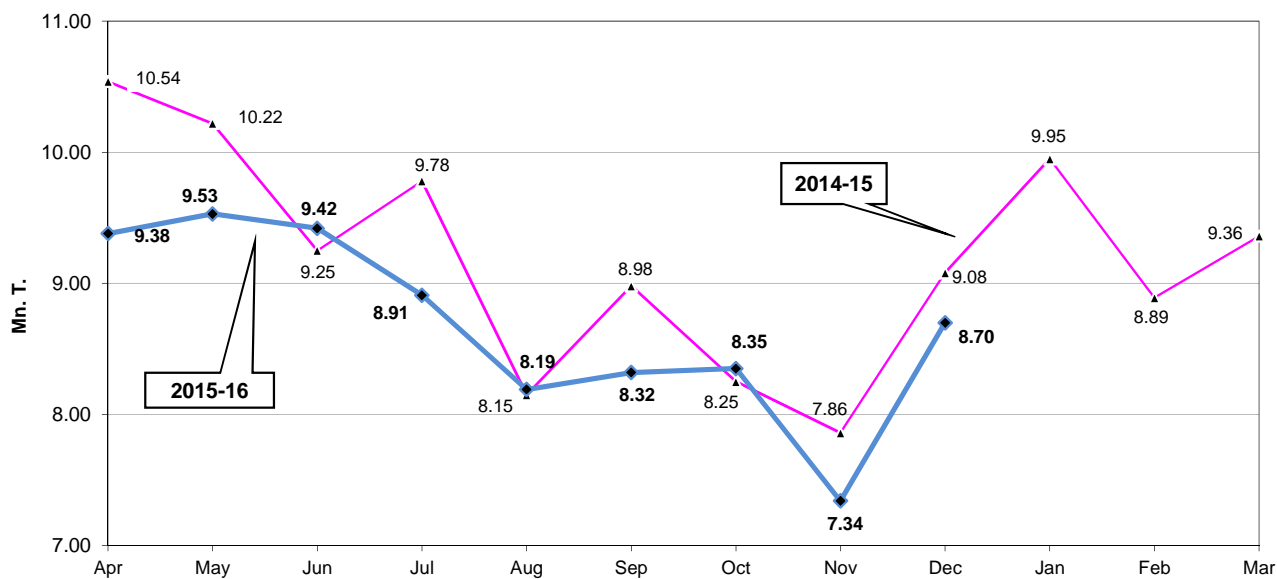
(Statement prepared by CMA on the basis of Data obtained from official site of the
Railway Board www.indianrailways.gov.in)

(Rs. In Crores)

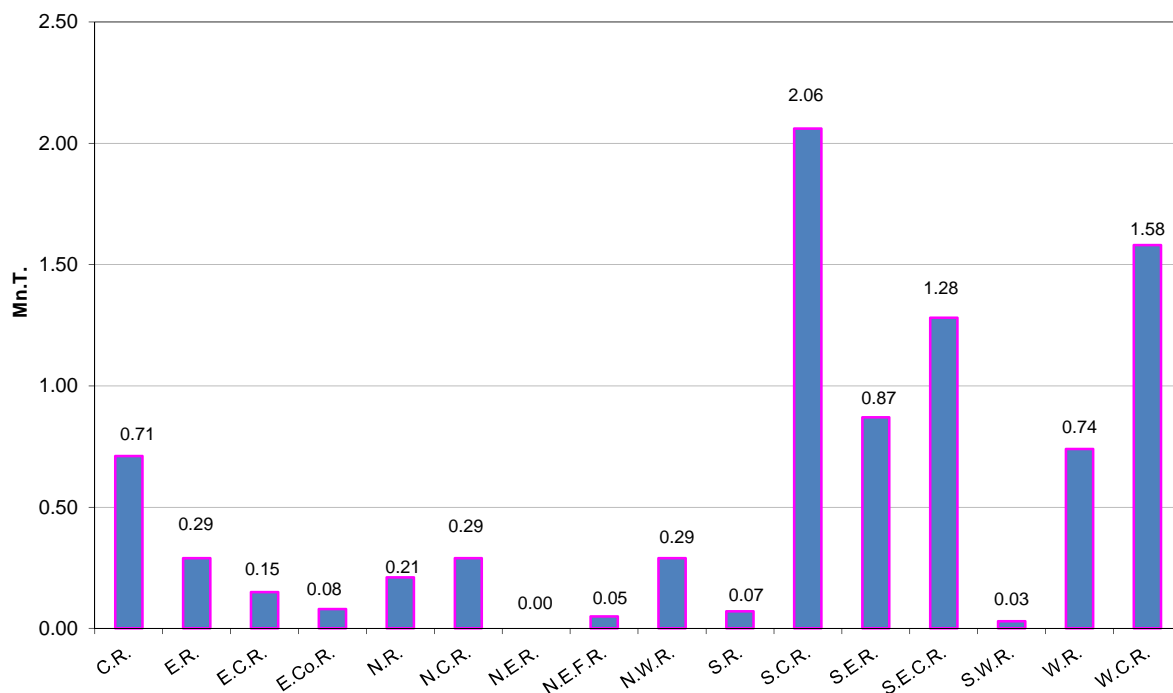
Railway - Zone	2014 (Dec)	2015 (Dec)	%age Change	2014-2015 (Apr - Dec)	2015-2016	%age Change
Central Railway	55.56	61.19	10.13	429.74	470.01	9.37
Eastern Railway	15.75	16.35	3.81	124.85	121.50	-2.68
East Central Railway	4.67	4.05	-13.28	57.37	40.79	-28.90
East Coast Railway	6.49	8.70	34.05	57.80	62.90	8.82
Northern Railway	12.12	12.19	0.58	103.10	98.23	-4.72
North Central Railway	13.49	16.31	20.90	123.31	145.78	18.22
North Eastern Railway	0.00	0.00	0.00	0.43	0.00	-100.00
Northeast Frontier Railway	6.53	5.61	-14.09	39.34	48.13	22.34
North Western Railway	57.93	22.58	-61.02	405.10	344.42	-14.98
Southern Railway	8.11	4.30	-46.98	136.64	43.73	-68.00
South Central Railway	201.51	185.55	-7.92	1780.16	1701.85	-4.40
South Eastern Railway	50.24	61.84	23.09	417.75	425.91	1.95
South East Central Railway	136.12	136.39	0.20	1110.37	1142.54	2.90
South Western Railway	5.19	2.65	-48.94	32.41	38.10	17.56
Western Railway	43.14	74.79	73.37	465.67	546.69	17.40
West Central Railway	161.28	142.74	-11.50	1389.70	1478.53	6.39
Grand Total	778.13	755.24	-2.94	6673.74	6709.11	0.53

Source - Railway Board Website

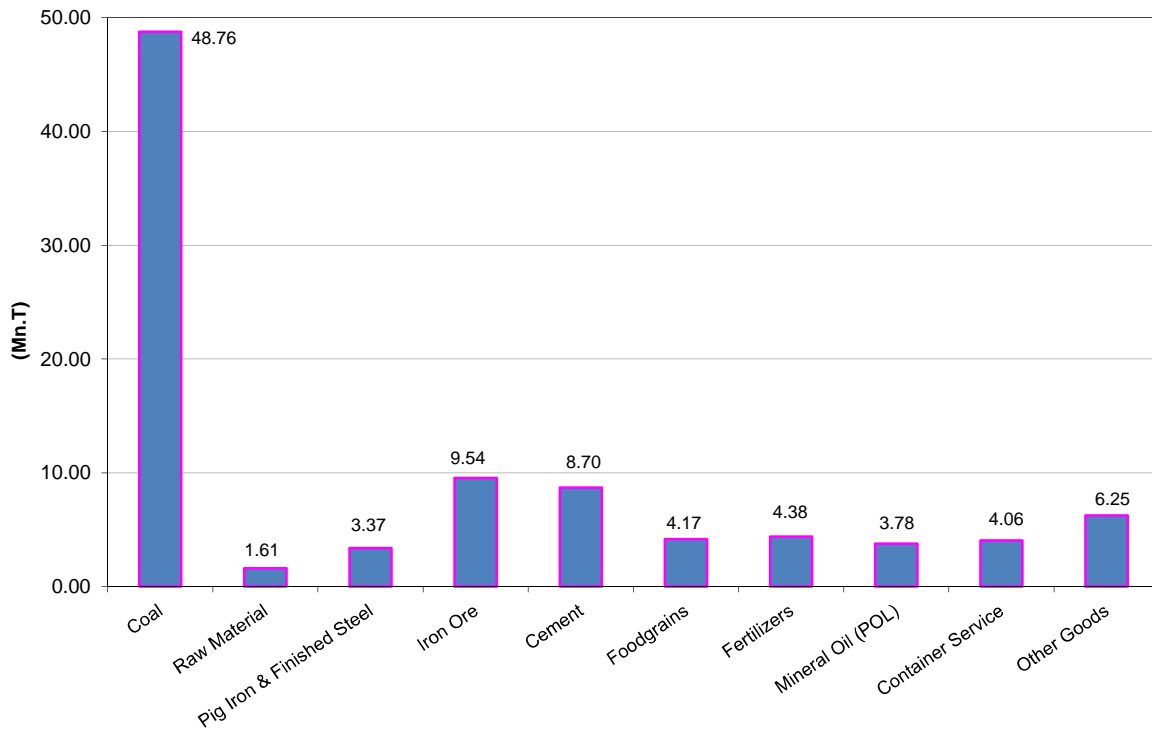
**Month-wise Loading by Rail (Cement & Clinker)
2014-15 & 2015-16**
(Graphs prepared by CMA on the basis of Data obtained from official site of the
Railway Board www.indianrailways.gov.in)



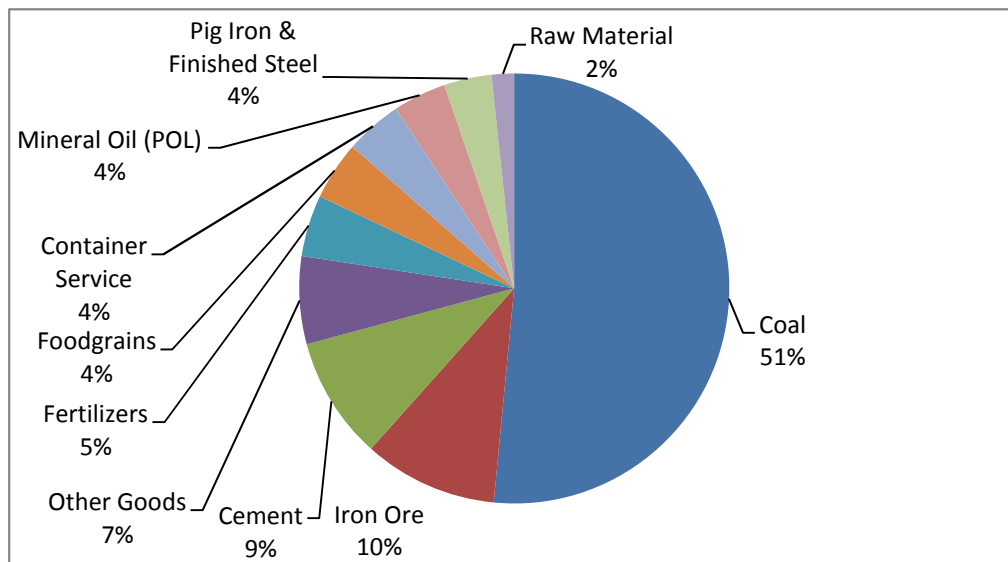
**Railway Zone-wise Loading by Rail (Cement + Clinker)
December 2015**



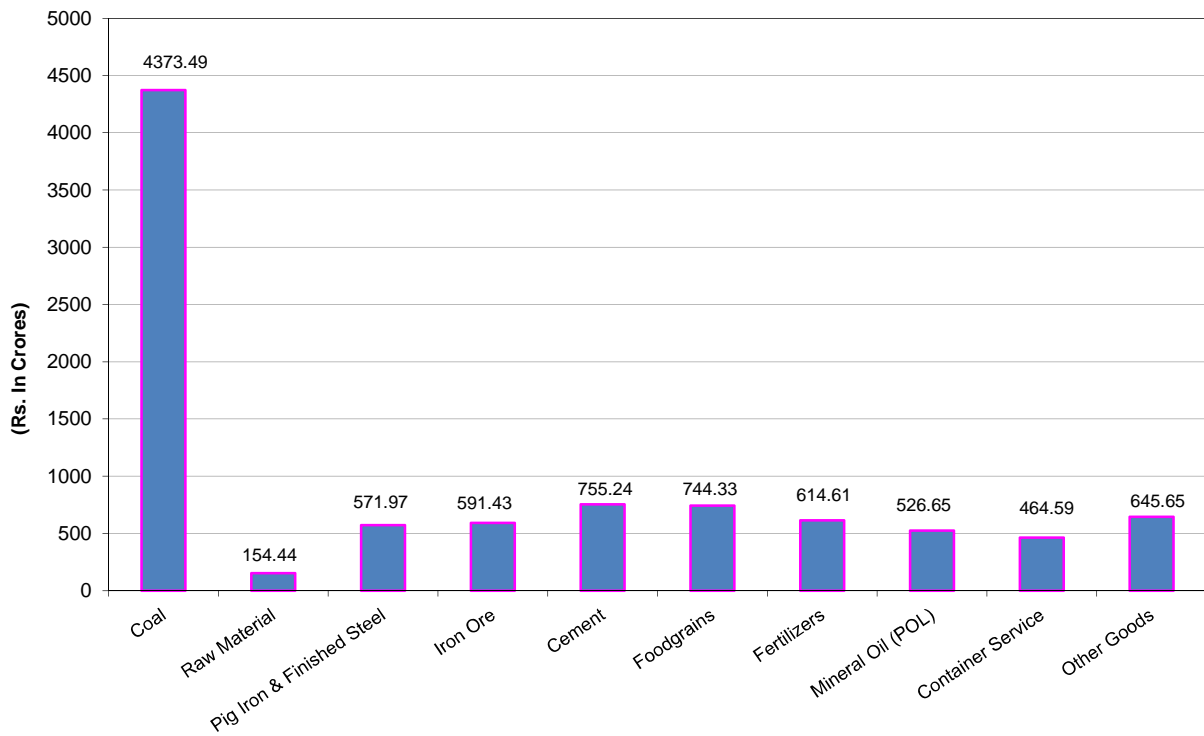
Commodity-wise Loading By Rail -December 2015
 (Graphs prepared by CMA on the basis of Data obtained from official site of the
 Railway Board www.indianrailways.gov.in)



%age share of Commodities in Loading By Rail - December 2015



Railway's Revenue Earnings - Commodity-wise -December 2015
 (Graphs prepared by CMA on the basis of Data obtained from official site of the
 Railway Board www.indianrailways.gov.in)



Railway's Revenue Earnings - %age share of Commodities - December 2015

